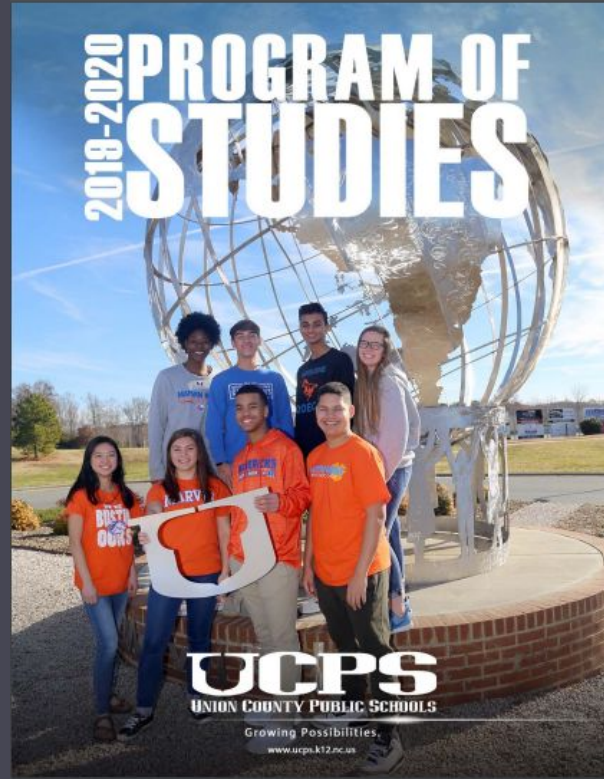


Marvin Ridge High School

2019-2020

Registration



Parent
Information

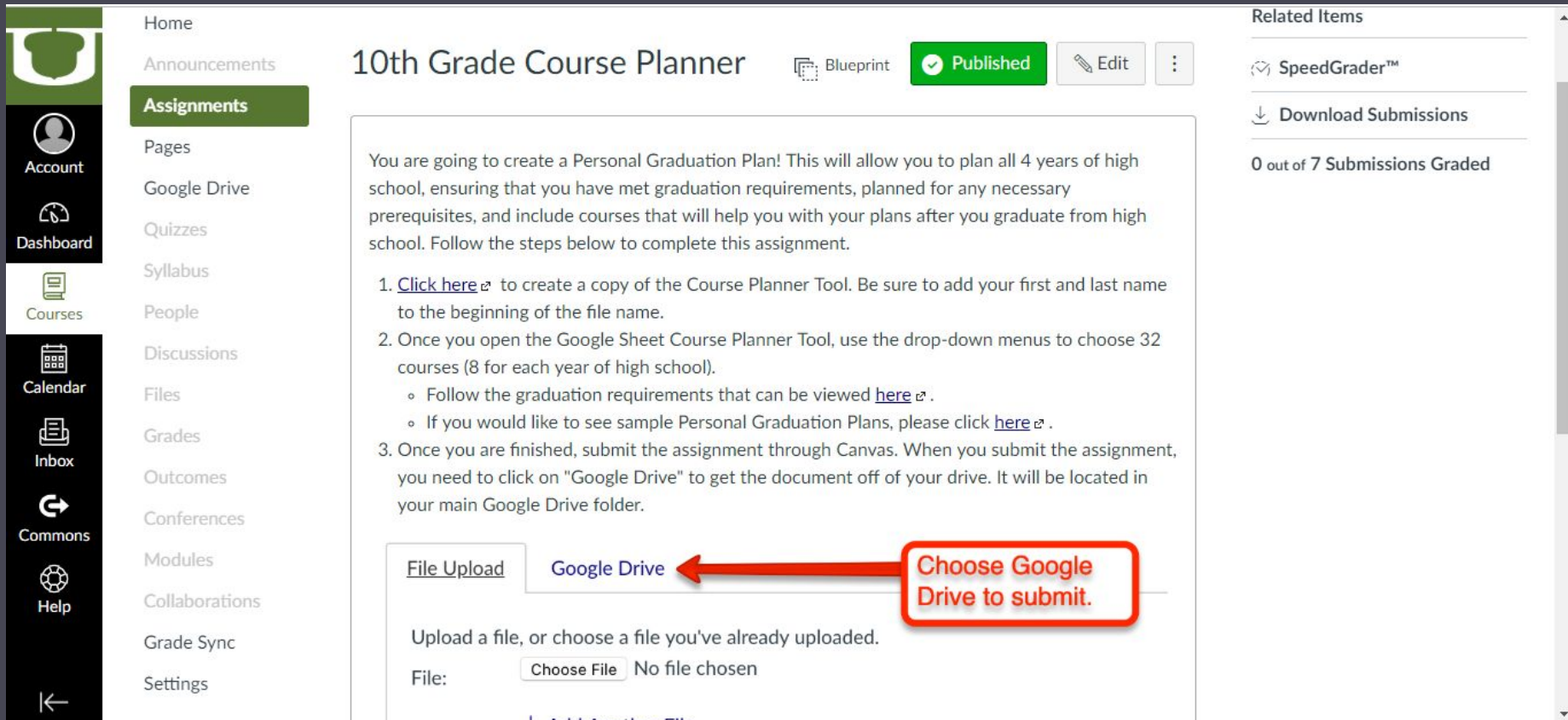
Agenda for your registration appointment

- Course selection review (on track to meet graduation requirements, course selections aligned with interests, strengths, future plans, questions)
- Naviance and course planner review (logging in, reviewing tasks/features that can be helpful for future planning)
- Career and College Promise interest - rising Juniors and Seniors

YOUR SOPHOMORE YEAR

- The grades you are earning now and your extracurricular activities are important! Colleges consider all of the following in their application review!
 - GPA (weighted vs. unweighted)
 - Class Rank
 - The rigor of your courses (Honors and AP)
 - ACT / SAT Scores
 - School and community involvement
 - Community service
- Choose rigorous classes that you can do well in.
- Take Pre-ACT and PSAT test in the Fall
- SAT, ACT during your junior year

Canvas: 4 Year Course Planner



Home

Announcements

Assignments

Pages

Google Drive

Quizzes

Syllabus

People

Discussions

Files

Grades

Outcomes

Conferences

Modules

Collaborations

Grade Sync

Settings

Account

Dashboard

Courses

Calendar

Inbox

Commons

Help

←

10th Grade Course Planner

Blueprint

Published

Edit

⋮

Related Items

SpeedGrader™

Download Submissions

0 out of 7 Submissions Graded

You are going to create a Personal Graduation Plan! This will allow you to plan all 4 years of high school, ensuring that you have met graduation requirements, planned for any necessary prerequisites, and include courses that will help you with your plans after you graduate from high school. Follow the steps below to complete this assignment.

1. [Click here](#) to create a copy of the Course Planner Tool. Be sure to add your first and last name to the beginning of the file name.
2. Once you open the Google Sheet Course Planner Tool, use the drop-down menus to choose 32 courses (8 for each year of high school).
 - Follow the graduation requirements that can be viewed [here](#).
 - If you would like to see sample Personal Graduation Plans, please click [here](#).
3. Once you are finished, submit the assignment through Canvas. When you submit the assignment, you need to click on "Google Drive" to get the document off of your drive. It will be located in your main Google Drive folder.

File Upload

Google Drive

Choose Google Drive to submit.

Upload a file, or choose a file you've already uploaded.

File: No file chosen

↓ Add Another File

Canvas: 4 Year Course Planner

You will use this course planner template to create your personal graduation plan!
Remember that you should plan to take 8 courses each year of high school.
Follow the graduation requirements listed beside each content area.
Use the drop-down menus to choose your courses.
Once you have planned 32 courses, return to the Canvas course and submit a link to your plan.

REQUIREMENT	Credits Earned Prior to High School	9th	10th	11th	12th
English (4 Credits Required)					
English (4 credits req.)					
Math (4 Credits Required)					
Math (4 credits req.)					
Science (3 Credits Required)					
Science (3 credits req.)					
-1 Biology					
-1 Earth/Environmental					
-1 Physical Science					
Social Studies (4 Credits Required)					
Social Studies (4 credits req.)					
-1 World History					
-1 Civics & Economics					
2 American History					
Health & PE (1 credit req.)					
Health & PE (1 credit req.)					
World Languages (Colleges require 2 for entrance. Zero required for HS graduation)					
World Languages					
Electives (6 credits min.)					
Academic					
English, Math, Science, Social Studies & Other Electives					
CTE					

Canvas: 4 Year Course Planner

Fine and Performing Arts					
Fine and Performing Arts					
JROTC					
JROTC					
Career and College Promise					

You will use this course planner template to create your personal graduation plan!
 Remember that you should plan to take 8 courses each year of high school.
 Follow the graduation requirements listed beside each content area.
 Use the drop-down menus to choose your courses.
 Once you have planned 32 courses, return to the Canvas course and submit a link to your plan.

REQUIREMENT	Credits Earned Prior to High School	9th	10th	11th	12th
Career and College Promise					

Total Number of Courses per Grade Level:	0	0	0	0	0
Total Number of Courses in Plan (should be at least 32):	0				

YOUR JUNIOR YEAR

- Your junior year is the last chance to make an academic impression for college admissions.
- Choose rigorous classes that **you can do well in.**
- Stay involved but don't overextend yourself!
- Take the ACT/SAT in the spring of your junior year.
- Start your resume.

Save the Date!

Marvin Ridge High School

Academic Booster Club

COLLEGE
411
FAIR

will host

Thursday, April 11, 2019

6:00 PM - 8:30 PM

Keep checking for updates to our list of participating colleges!

Your Senior Year

- Make a plan for starting your senior year strong - academically and with your extracurricular activities.
- Use the Naviance platform to build a resume if you don't already have one.
- August – college applications will open (ONLINE)
- We will share information during your registration meeting about how you will use your Naviance account during the college application season
- The earliest college application deadlines will begin in mid-October.
- Completed applications include:
 - Application, Essays, Transcript, ACT/SAT Scores, recommendations, school reports
- Pay attention to deadlines!
 - Meeting early deadlines may help you qualify for scholarships
- Begin searching for scholarship opportunities early!
- Meetings next fall: Senior Night in early September, Individual Senior meetings September-October, Financial Aid night early October

COLLEGE PLACEMENT TESTS

- Most students take the SAT / ACT the fall and/or spring of their junior year. Prep classes are available online and through private providers. Target scores are school specific.
- To register for the SAT, you must go to collegeboard.org
- To register for the ACT, you must go to act.org.
- See upcoming test administrations on next slide.
- Please remember... **you are responsible for registering for these college placement tests.**

ACT & SAT Test Dates (2018-2019)

ACT

ACT Test Date	Registration Deadline	Scores Back Date
September 8, 2018	Aug. 10	Sept. 18*
October 27, 2018	Sept. 28	Nov. 6*
December 8, 2018	Nov. 2	Dec. 18*
February 9, 2019	Jan. 11	Feb. 19*
April 13, 2019	Mar. 8	Apr. 23*
June 8, 2019	May 3	Jun. 18*
July 13, 2019	Jun. 14	Jul. 23*

SAT

SAT Test Date	Registration Deadline	Scores Back Date
August 25, 2018	July 27	Sept. 7
October 6, 2018	Sept. 7	Oct. 19
November 3, 2018	Oct. 5	Nov. 16
December 1, 2018	Nov. 2	Dec. 14
March 9, 2019	Feb. 8	Mar. 22
May 4, 2019	Apr. 5	May 17
June 1, 2019	May 3	Jul. 10

**anticipated dates*

Naviance

- ❖ [Naviance Student Intro](#)
- ❖ [Naviance Student and Common App Procedures for Rising Seniors](#)
- ❖ For screenshots on how to add colleges to your list of applications, request transcripts and letters of recommendation in Naviance [Click Here](#)
- ❖ For screenshots on how to create your resume' in Naviance [Click Here](#)
- ❖ For complete Senior Naviance Instructions/Steps [Click Here](#)

GRADUATION REQUIREMENTS - COURSES

English	4 Credits: I, II, III, IV
Math	4 Credits: Math I, Math II, Math III and a 4th Math Course to be aligned with the student's post high school plans
Science	3 Credits: A Physical Science course, Biology, Earth/Environmental Science SC schools require a third lab science (Lab Sciences: Biology, Chemistry, Physics, Anatomy, Marine Science, Forensics, AP Sciences)
Social Studies	4 Credits: World History, Civics and Economics, American History 1, American History 2
Second Language	Not required for graduation. However, 2 levels of the same language required to meet minimum application requirements for UNC schools.
Health/PE	1 Credit Health/Physical Education
Electives	2 Credits in Art, CTE or World Language + 4 additional electives. SC schools require a Fine Arts class (visual arts, theatre, or chorus)

NC ACADEMIC SCHOLARS

NC Academic Scholars is a recognition that you may receive upon graduation.

Students must have an **overall four year unweighted GPA of 3.5** and **complete certain courses** to qualify.

You should not have taken any required classes on a Pass/Fail basis.

Please see your Program of Studies to access the NCAS requirements for your class.

PASS/FAIL

- Students will be permitted to enroll in one (1) elective course per school year on a Pass/Fail basis.
- Students must decide within the first ten days if the course is to be taken on a Pass/Fail basis.
- Should a student earn a mark of F in a Pass/Fail course, the grade will be calculated in the student's GPA, class rank and maximum potential.
- North Carolina Academic Scholars may not enroll in a required course on Pass/Fail basis.

ACADEMIC DIFFICULTY OF COURSES

- **Level 1: College Prep (CP)** – Course content, pace, and academic rigor follows standards specified by the North Carolina Standard Course of Study (NCSCOS) with content enrichment where appropriate.
- **Level 2: Honors, Some CCP** - Course content, pace, and academic rigor place high expectations on the student and surpass standards specified by the NCSCOS. These courses demand greater independence and responsibility than Level 2 courses. *This level or higher is suggested for competitive college admission.*
- **Level 3: Advanced Placement, IB, CCP College Transfer Pathway**– Course content, pace, and academic rigor are college-level as adopted by the College Board, International Baccalaureate Organization. These course may lead to college credit.

REGISTRATION PROCESS

- This year we are registering on the registration cards AND in the PowerSchool system again.
- You will make your selections on your registration card and then transfer them to the online registration system.
- *Additional* - 4 year course planner in Canvas

REGISTRATION CARDS

- The registration card includes core and elective classes:
- Select **8 classes** by marking an X by the course.
- Select at least **4 alternates but no more than 6 alternates** by marking an "A" by the course.
Remember to select carefully, since these may be courses that you will actually be scheduled for.

WAIVERS

As you are selecting your courses, you will have the option of selecting CP, Honors, or AP courses. If you want to take a class on a level that you were not recommended for, you will need to complete a waiver. This waiver will require a parent/guardian's permission to take the advanced course.

Waivers are available on the [school website](#). Hard copies are available in the counseling office.

A Day/ B Day Courses

- A day/B day courses meet on alternating days from August until June.
- One credit is earned for each A Day/B Day course.
- If you choose to take courses offered on the A Day/B Day schedule, you must select an even number of courses.

REGISTERING FOR AP COURSES

The following AP courses are offered on the A day/B day only:

- AP Environmental Science
- AP Human Geography
- AP World History
- AP US Government and Politics
- AP Comparative Government and Politics
- AP Psychology
- AP Statistics
- AP Physics 1

REGISTERING FOR AP COURSES

The following AP courses are year long and you must register for the required companion course:

- AP English Language and Composition,
- AP English Literature and Composition,
- AP US History, AP Spanish Language and Culture,
- AP German Language and Culture,
- AP French Language and Culture,
- AP Chinese Language and Culture,
- AP Calculus AB, and AP Calculus BC (except for students who have already completed AB).
- AP Computer Science Principles and AP Computer Science A should be taken in the same year.
- The following AP courses are offered as semester courses: AP Macroeconomics, AP Microeconomics, AP Physics 1 and AP Physics 2.

Non AP A day/Bday options

- Health Science I Honors
- Film I and Film 2 Honors
- Personal Finance
- Principles of Business
- Entrepreneurship
- Marketing Applications Honors
- Creative Writing Honors
- Journalism Honors
- Band Honors
- Technical Theatre
- Visual Art 1
- Photography 1/Photography 2
- Weight Training
- Fitness and Nutrition Honors
- Forensic Science
- Anatomy and Physiology Honors
- Human Biochemistry Honors
- Remember the Holocaust Honors
- Psychology/Sociology Honors
- Cold War Honors
- Study Skills
- Peer Tutor (Seniors only)
- Flex (Seniors only - semester 2)

NCVPS / UCV COURSES

- If a course is offered in a face to face setting and a seat is available then students cannot take the online version of that course.
- Union County Virtual (UCV) and the North Carolina Virtual Public School give students an opportunity to take courses that are not offered in a face to face setting.
- Virtual classes are a part of a students daily schedule. Students will report to the distance learning lab during the assigned block. Students taking NCVPS/UCV classes are not permitted to leave school during the virtual block.
- Due to limited virtual allotments, we are not able to offer virtual classes as a 5th block.
- Summer course registration will take place in April; we have limited allotments for summer courses and will assign summer course spots based on a list of priorities determined by the high school principals.

PEER TUTORS - SENIORS ONLY

You can not register to be a peer tutor during registration.

If you want to be a peer tutor, please wait to make this request at the beginning of the appropriate semester. Teacher approval is required.

CAREER AND COLLEGE PROMISE (CCP)

- CCP is a partnership with SPCC that allows Juniors and Seniors to get college credit by taking courses tuition free.
- There are two Pathways:
 - College Transfer Pathway
 - CTE Pathway
- Must have a minimum unweighted GPA of 2.8. If you do not have the unweighted 2.8 GPA, you must have qualifying test scores on the Pre-ACT, PSAT, SAT, ACT or college placement tests.
- Registration for CCP courses will take place in April.
- The new Program Guide can be found here.
- **If you have already or are currently taking classes through CCP, you can select up to 2 CCP placeholders for each semester for your course selections. If you have not taken or are not currently enrolled in CCP courses, you MUST register for 8 classes on your registration card EVEN IF you plan to take CCP classes.**

CAREER AND COLLEGE PROMISE

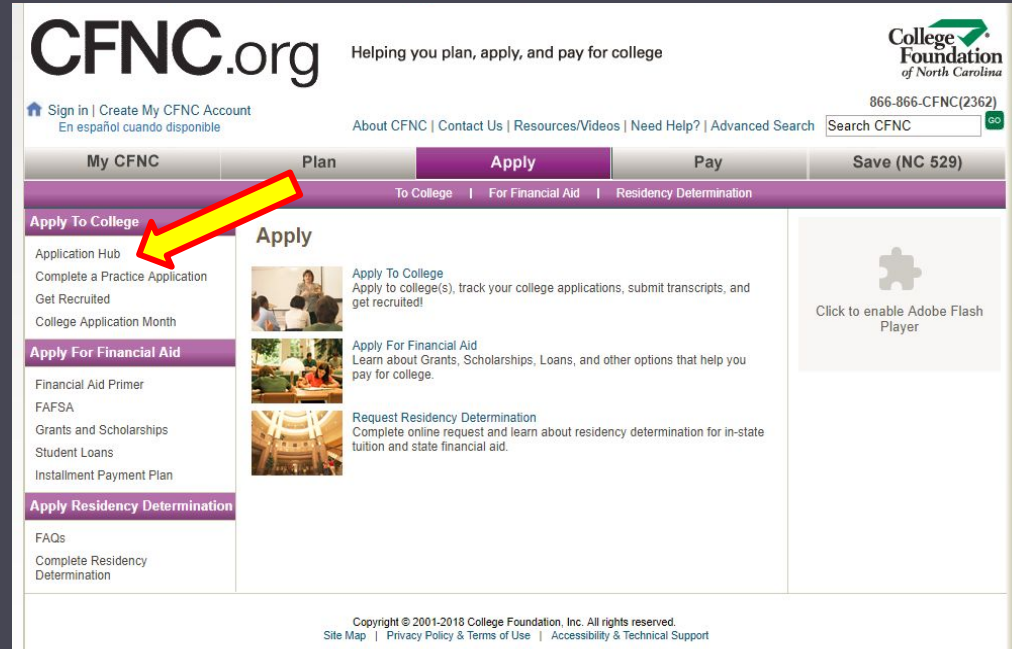
Go to
[CFNC.org](https://www.cfnc.org)
And click
“Plan”

The screenshot shows the CFNC.org website interface. At the top, the navigation bar includes the CFNC.org logo, the tagline "Helping you plan, apply, and pay for college", and a search bar. Below the navigation bar, there are several buttons: "My CFNC", "Plan", "Apply", "Pay", and "Save (NC 529)". A red arrow points to the "Plan" button. On the left side, there are buttons for "Sign In" and "Create Account". The main content area features a banner with the text "Choose a role to get started on CFNC" and "Brighter future? College works." Below this, there are sections for "Fast Access" (Apply To College, Make A Payment, Add To Your NC 529 Plan, Residency Determination), "CFNC Events" (Register for Webinars, Seminars and Other Training Opportunities), and "Be In The Know" (My CFNC, NC 529 Plan). On the right side, there is a menu with options: Student, Parent, Adult Learner, Military / Military Dependent, Education Professional, and Account Holder. The bottom of the page shows the Windows taskbar with the time 3:32 PM and date 2/27/2018.

CAREER AND COLLEGE PROMISE

Visit the Application Hub and apply directly to South Piedmont Community College.

Make sure you talk to your counselor about your plans!!!



CFNC.org Helping you plan, apply, and pay for college

College Foundation of North Carolina
866-866-CFNC(2362)
Search CFNC

Sign in | Create My CFNC Account
En español cuando disponible

About CFNC | Contact Us | Resources/Videos | Need Help? | Advanced Search

My CFNC | Plan | **Apply** | Pay | Save (NC 529)

To College | For Financial Aid | Residency Determination

Apply To College

- Application Hub
- Complete a Practice Application
- Get Recruited
- College Application Month

Apply For Financial Aid

- Financial Aid Primer
- FAFSA
- Grants and Scholarships
- Student Loans
- Installment Payment Plan

Apply Residency Determination

- FAQs
- Complete Residency Determination

Apply

- Apply To College**
Apply to college(s), track your college applications, submit transcripts, and get recruited!
- Apply For Financial Aid**
Learn about Grants, Scholarships, Loans, and other options that help you pay for college.
- Request Residency Determination**
Complete online request and learn about residency determination for in-state tuition and state financial aid.

Click to enable Adobe Flash Player

Copyright © 2001-2018 College Foundation, Inc. All rights reserved.
Site Map | Privacy Policy & Terms of Use | Accessibility & Technical Support

Instructions are listed here but can also be found in the [Program Guide](#)

To Get Started:

1. Visit your high school guidance counselor and confirm your eligibility to participate in the Career and College Promise (CCP) program.
2. Log into www.cfnc.org using your personal account information. Access the Application Hub through the Apply To College tab and start an application to South Piedmont Community College.



Application Hub

Start an Application

Start your application to NC campuses, and use the Application Hub to save, resume, and submit your applications at any time. You can also complete and track your progress through other admission tasks at multiple NC campuses.



Request a Transcript

This free and simple two-step process enables you to request that your official NC public high school transcript electronically be sent to NC campuses. After you request your transcript, you may view your transcript and track your submissions.

3. The following items are needed to properly complete an application to participate in the Career and College Promise Program:
 - a. CFNC Account Username and Password
 - b. Social Security Number (Not required for immigrants)
 - c. North Carolina Student Identification Number (PowerSchool Number) – Home school students are not required to provide this number.
4. Under the Enrollment Information area select:

- c. North Carolina Student Identification Number (PowerSchool Number) – Home school students are not required to provide this number.

4. Under the Enrollment Information area select:

Entrance status: *

Career and College Promise (Current NC high school students ONLY)



5. Under Career and College Promise Pathways select College Transfer Pathway and/or the Career and Technical Education Pathway. You will also need to select a particular program of study within the selected pathways.

Career and College Promise Pathways:

College Transfer Pathway

Career and Technical Education Pathway

6. If your high school uses CFNC for transcripts, you will be asked if you want to send a transcript. Simply check the box to send your transcript through CFNC and continue. You can also use the icon shown on the Application Hub in step 2 above to have a transcript sent to a college.
7. Finish the application and be sure to select the Submit button.
8. Your assigned Enrollment Recruiter will request copies of your qualifying test scores directly from your high school guidance counselor and confirm your eligibility to participate.
9. Finally, meet with your assigned Enrollment Recruiter, complete a Family Educational Rights and Privacy Act (FERPA) form, and register for classes within your selected pathway.

Career & Technical Education - Internships

Qualifications

- Senior during school year/rising senior for summer
- Application based (do ***not*** register)
- Successfully completed two CTE courses within a pathway
- Minimum of 92% attendance rate
- Reliable transportation

Scheduling

- Minimum of 100 on-site hours (plus weekly assignments)
- Community sponsor and student determine schedule based on the business' hours of operation and convenience

Placements, Assignments, and Grades

- Placements are based on student's interest
- Most assignments are completed online and include journals, terminology, time sheets, and a capstone project
- Grades are based on required assignments, attendance at scheduled meetings, and sponsor evaluations
- Internship grades are shown on report cards and transcripts and used to calculate GPA

****Go to www.ucps.k12.nc.us/Page/2717 for more information on Internships!**



FLEX DAY - SENIORS ONLY

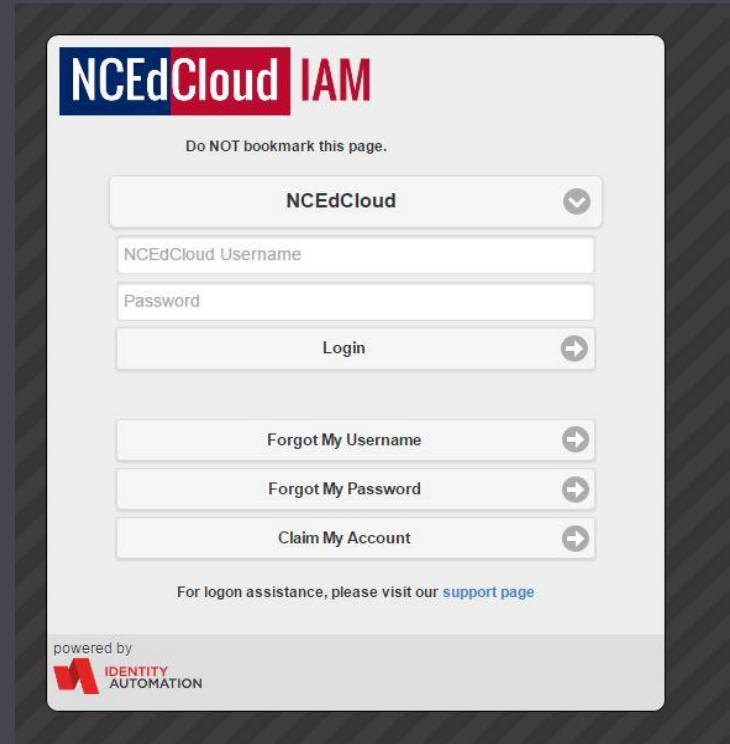
- Students who have met all graduation requirements may participate in the flex day program during the second semester of senior year.
- This is only recommended for students who are attending community college or entering the workforce after high school.
- If you are college/university-bound, we recommend you call the university before signing up for flex day.

EARLY GRADUATION

- Seniors have the option to graduate at mid-year if you are able to meet all graduation requirements by the end of first semester (mid-year).
- You must complete an early graduation application by the first ten days of the fall semester.
- It is important for you to check with your college or university before considering this option. Some four year universities do not encourage early graduation.

ACCESSING THE ONLINE REGISTRATION SYSTEM

- Type in: my.ncedcloud.org
- Login in using your NCEdcloudIAM login
 - Your username is your ID #
 - Your password – Case Sensitive



The screenshot shows the NCEdCloud IAM login interface. At the top, the logo "NCEdCloud IAM" is displayed in blue and red. Below the logo, a warning message reads "Do NOT bookmark this page." The main login area contains a dropdown menu set to "NCEdCloud", followed by input fields for "NCEdCloud Username" and "Password". A "Login" button with a right-pointing arrow is positioned below the password field. Underneath the login button are three links: "Forgot My Username", "Forgot My Password", and "Claim My Account", each with a right-pointing arrow. At the bottom of the login area, a note states "For logon assistance, please visit our [support page](#)". The footer of the page features the text "powered by" above the "IDENTITY AUTOMATION" logo, which consists of a red stylized 'A' icon.

REGISTERING ONLINE

You will sign in to PowerSchool and will see the page below.

Navigation

- Grades and Attendance
- Test Results
- Grade History
- Attendance History
- Teacher Comments
- School Bulletin
- Class Registration
- My Calendars
- School Information
- Schoolnet

Grades and Attendance

Grades and Attendance: [REDACTED]

Exp	Last Week							This Week							Course
	M	T	W	H	F	S	S	M	T	W	H	F	S	S	
1(A)															Symphonic Band III - Honors Ebert, Todd - Rm: A113
2(A)															AP Gov & Politics: US Phaneuf, Wayne - Rm: E203
3(A)			2A												English II Honors Ponikvar, Karen - Rm: G112
4(A)			2A												Pre-Calculus Honors Marsden, Jodi L - Rm: E111
5(A)	-	-	-	-	-			-	-	-	-	-			AP Psychology NCVPHS Morton, Debbie - Rm: E201

REGISTERING ONLINE

Click on class registration.

Navigation

- Grades and Attendance
- Test Results
- Grade History
- Attendance History
- Teacher Comments
- School Bulletin
- Class Registration**
- My Calendars
- School Information
- Schoolnet

Grades and Attendance

Grades and Attendance: [REDACTED]

Attendance By Class













Exp	Last Week							This Week							Course
	M	T	W	H	F	S	S	M	T	W	H	F	S	S	
1(A)															Symphonic Band III - Honors Ebert, Todd - Rm: A113
2(A)															AP Gov & Politics: US Phaneuf, Wayne - Rm: E203
3(A)			2A												English II Honors Ponikvar, Karen - Rm: G112
4(A)			2A												Pre-Calculus Honors Marsden, Jodi L - Rm: E111
5(A)	-	-	-	-	-			-	-	-	-	-	-	-	AP Psychology NCVPHS Morton, Debbie - Rm: E201


REGISTERING ONLINE

You will see this screen. Click on the pencil to see class options for each subject.

Please complete your course requests by March 31, 2014. This must be done prior to meeting with your School Counselor. Your Registration Card must match this online course request. Please bring your registration card to your meeting.

[View course requests](#)

10th Grade English English II must be successfully completed to complete 10th grade. If you have completed English II, please select the next English course in your track.	Click the edit button to request a course =>	 
English Electives You may select English Electives.	Click the edit button to request a course =>	 
10th Grade Mathematics 4 Credits of Mathematics are required for graduation. Please select the next Math course in your track.	Click the edit button to request a course =>	 
10th Grade Social Studies The following social studies courses are required for graduation: World History, Civics and Economics, American History I, and American History II. It is recommended that American History I and II be taken during the junior year of study.	Click the edit button to request a course =>	 
10th Grade Science 3 Credits of science, including Biology, Earth Science (or AP Environmental), and a Physical Science are required to graduate.	Click the edit button to request a course =>	 
10th Grade World Languages	Click the edit button to request a course =>	 



REGISTERING ONLINE

This section of course choices has all of the A Day/B Day options - AP courses as well as non-AP courses.

12th CTE

Click the edit button to request a course ⇒



Career and Technical Education courses can assist in filling the six electives required to graduate. They are not a requirement but are optional.

Year Long A day B day Course Options

Click the edit button to request a course ⇒



These course are taught on an A day/B day schedule from August to June.

Content Area Electives

Click the edit button to request a course ⇒



A minimum of 6 electives other than PE courses are required to graduate. You may select electives from the other course selections, AP, CTE, Fine Arts or World Languages.



REGISTERING ONLINE

10th Grade English

English II must be successfully completed to complete 10th grade. If you have completed English II, please select the next English course in your track.

<input checked="" type="checkbox"/>	Course Name	Number	Credits	Prerequisite Note	Alerts
<input type="checkbox"/>	AP English Language & Composition	10357X0C	1	Student must have successfully completed English III Honors	
<input type="checkbox"/>	English II	10222X0C	1	Student must have successfully completed English I	
<input type="checkbox"/>	English II Honors	10225X0C	1	Student must have successfully completed English I Honors.	
<input type="checkbox"/>	English III	10232X0C	1	Student must have successfully completed English II	
<input type="checkbox"/>	English III Honors	10235X0C	1	Student must have successfully completed English II Honors	
<input type="checkbox"/>	English III UCPS	10232X0VL	1		
<input type="checkbox"/>	English III-H AP Companion	10235X0CC	1	Student must have successfully completed English II Honors. This course will be taken in conjunction with AP English Language and Composition	
<input type="checkbox"/>	English III Honors UCPS	10235X0VL	1	Student must have successfully completed English II Honors	
<input type="checkbox"/>	Mod English	10102X0CM	1		

<< first < prev 1 next > last >>

! You may select 1 course. You have selected 0 courses.

Cancel Okay

- Here is an example of what you will see when you click on the pencil.
- Click the class and hit okay and continue down the page and hit submit.

REGISTERING ONLINE

- Before you submit, make sure you have registered for the appropriate number of classes and that you have all **green** check marks and no **red** exclamation points. An exclamation point means that you have some sort of error in your schedule.
- Make sure you check to see which courses you have been recommended for. This is extremely important.
- Again....NO **red** exclamation points!

WHEN DO I REGISTER?

- You should register independently between **now and your appointment time.**
 - The ONLINE SYSTEM will LOCK once you meet with a counselor.
- You will meet with a counselor regarding your course selections between **March 13th and April 10th. Students who register earlier in the registration process do not have an advantage over those who register later. We are selecting courses during this time, not building schedules.**
 - Bring your chromebook, registration card any needed waivers with you to your appointment.

Final Thoughts

- Master Schedule - built based off of student registration
- Summer Classes- do not build classes around a particular summer course, select classes you need, we can always change the schedule if a class was completed.
- Schedule Changes- tighter parameters around schedule changes